

# CHANDLER MODEL 9 PT - FT SINGLE AXLE PULL – TYPE FERTILIZER & LIME SPREADERS



## Model 9 PT-FT

- Overall Length 216” (18’)
- Overall Height 81” (6’ 9”)
- Hopper Width 96” (8’)
- Hopper Length 120” (10’)
- 185 Cu. Ft. Capacity  
(6 Tons based on 65 # Per Cu. Ft. Material)
- 12,000# Rigid Axle
- 19L x 16.1 Tires (standard)
- Available in Mild Steel,  
409 Stainless & 304 Stainless Steel  
Hopper Construction

## Model 9 PT-FT Row Crop

- Overall Length 216” (18’)
- Overall Height 89” (7’ 4”)
- Hopper Width 96” (8’)
- Hopper Length 120” (10’)
- 185 Cu. Ft. Capacity  
(6 Tons based on 65 # Per Cu. Ft. Material)
- 12,000# Rigid Axle
- 11.25 x 28 Tires
- Available in Mild Steel,  
409 Stainless & 304 Stainless Steel  
Hopper Construction



Leading the industry for over 47 years as the # 1 manufacturer of  
Fertilizer & Lime Spreaders

**C**handler Equipment Co.

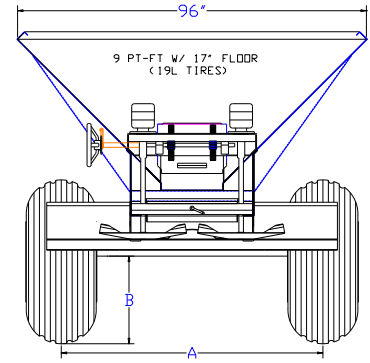
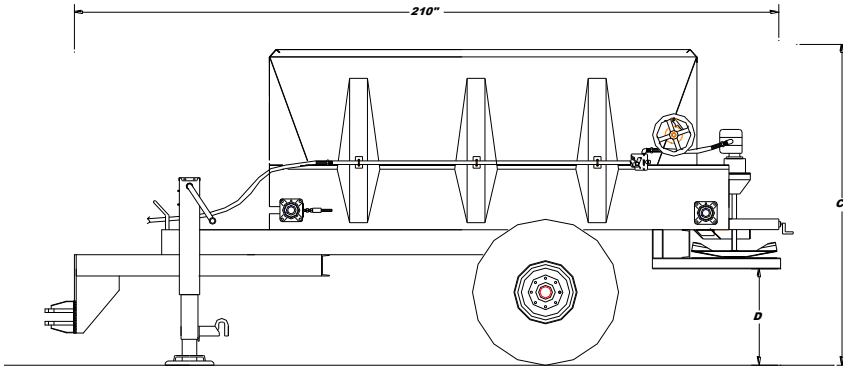
Gainesville, Georgia 30503

Toll Free 1-800-243-3319

[www.chandlerequipment.net](http://www.chandlerequipment.net)

# “Spreader Specifications”

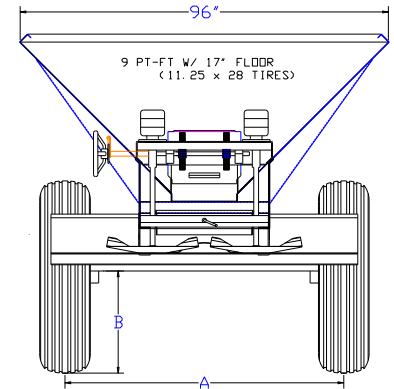
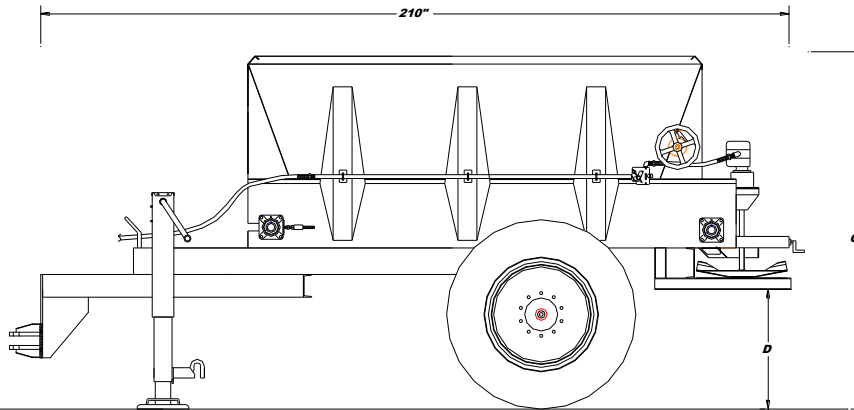
## Model 9 PTT – FT Fertilizer & Lime Spreader



- A) 72" Track (standard) Optional track width available 76", 78", 80"  
 B) 24" Clearance with standard 19Lx 16.1 Tires

- C) 81" with 19L x 16.1 Tires  
 D) 24" Spinner Clearance

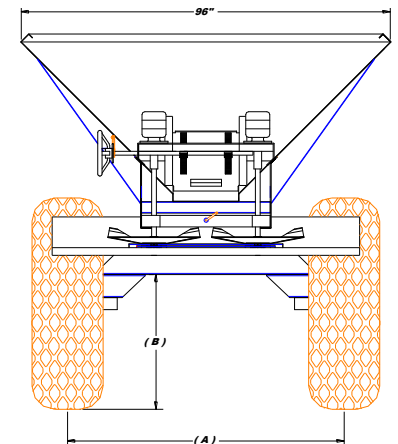
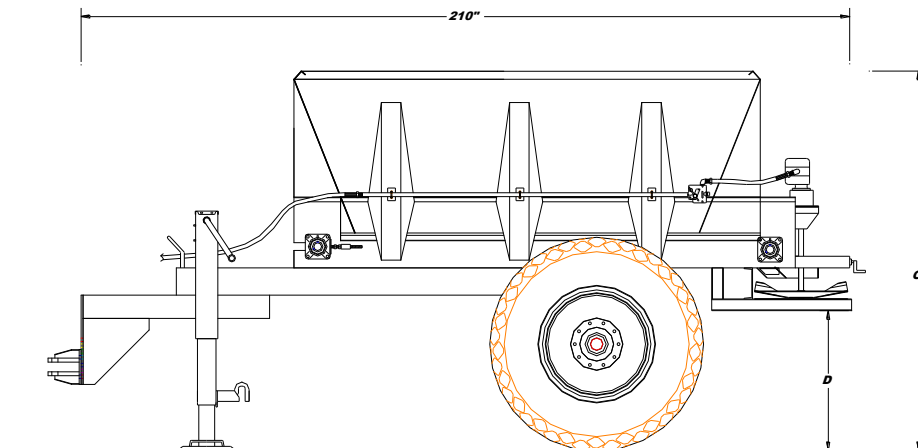
## Model 9 PTT – FT Fertilizer & Lime Spreader Row Crop Model



- A) 72" Standard Track - Optional 60", 76", 80" or Adjustable Track (60" to 72" by Flipping Tires)  
 B) 26" with Standard - 11.25 x 28 Ribbed Implement Tires (Optional 30" and 40" Clearance)

- C) 89" with 11.25 x 28 Tires  
 D) 26" Spinner Clearance

## Model 9 PTT – FT Fertilizer & Lime Spreader AWT Row Crop Model



- A) 72" Standard Track - Optional 76", 80" or Adjustable Track Axle  
 B) 30" with Standard – 18.4 x 26 AWT Tires (Optional 35" Clearance)

- C) 93" with 18.4 x 26 AWT Tires  
 D) 30" Spinner Clearance (standard)

### Frame & Suspension:

**Axles: Tandem 12,000 # Rigid Axle, with 8 bolt hubs and spindles**

**Frame: Heavy Duty 7" Channel, with heavy duty adjustable clevis type hitch and 12,000 # jack**

**Tires" 19L x 16.1 Ribbed Implement – 10 Ply**

### Conveyor Specifications:

**Conveyor Type: 1" x 1" Heavy Duty type 304 stainless steel 16" – wide (Standard – see options listed on next page)**

**Conveyor Drive: Conveyor is press wheel driven with a 16 – 8 x 10 Tire.**

### Spinner Specifications:

**Spinner Design: Twin "Dished Type" spinners, 24" diameter with 6 blades per spinner, specially designed for extremely accurate broadcasting of materials.**

### Material Divider:

**Material divider is specially designed and adjustable for proper placement of material onto spinners for maximum accuracy in spread patterns. Material divider and adjustment screw are both manufactured from 304 Stainless Steel.**

### Metering Gate:

**Rack and Pinion metering gate has quick adjust hand wheel and gate lock system for easy adjustment. The gate, gate slides, shaft and hanger brackets are manufactured from 304 stainless steel.**

#### **"Spinner Assembly"**



**Hydraulic Spinners  
(Optional)**



**540 – RPM PTO Drive Spinners  
(Standard)**

#### **"Conveyor Drive Assembly"**



**Hydraulic Drive Assembly  
(Optional)**



**Press Wheel Drive Assembly  
w/ Optional Metal Press Wheel**

### Spinner Options:

- Hydraulic Drive Spinners (requires a minimum 16 GPM from Tractor Hydraulic System)
- 1000 – RPM PTO (in lieu of 540 – RPM)
- Stainless Steel Spinners and Blades
- Heat Treat Blades
- Stainless Steel Spinner Assembly: Spinners, Blades, Shafts, Hubs and Spread Shield

### Conveyor Options:

- Steel Cleated Press Wheel
- Stainless Steel Roller Chain
- Hydraulic Drive – Plug to Tractor (requires control system)
- Self – Contained Hydraulic System (connects by PTO to Tractor)
- Optional Chain Widths: 20" & 24" Stainless Steel Mesh Type

### Options:

- 52 Degree Slope Sides (recommended for high rate lime applications)
- 10 Bolt Heavy Hubs and Spindles - 16,000 # Axle with 11.25 x 28 or AWT Tires Only
- Narrow Track Option (30" Rows – 11.25 x 28 Tires Only)
- Bolt On Frame
- Inverted "V"
- Bar Type Chain (recommended for lime application ONLY)
- Roll Tarp Assembly – with 304 stainless steel end caps
- Pintle Ring Hitch
- Constant Velocity PTO Shaft
- Variable Rate Control Systems Raven Industries (when utilizing self – contained or plug to tractor hydraulic drive)

**RAVEN**

PLATINUM  
PARTNER

# CHANDLER MODEL 9 PT - FT SINGLE AXLE PULL – TYPE FERTILIZER & LIME SPREADERS

**Model 9 PT-FT  
Row Crop**

**Shown With  
18.4 x 26 AWT Tires  
Hydraulic Spinners  
and Cylinder Engagement**

**Available with Adjustable Axle  
Adjust from 72” – 120” Track**



**Model 9 PT-FT  
Row Crop**

**Shown with  
Optional Self – Contained  
Hydraulic System  
All Press Wheel Drive  
(Pump Mounted on Press Wheel)**

---

** Chandler Equipment Co.**

Gainesville, Georgia 30503  
Toll Free 1-800-243-3319

[www.chandlerequipment.net](http://www.chandlerequipment.net)