

**50**  
YEARS  
AT CHANDLER EQUIPMENT



**PULL TYPE  
SPREADER**



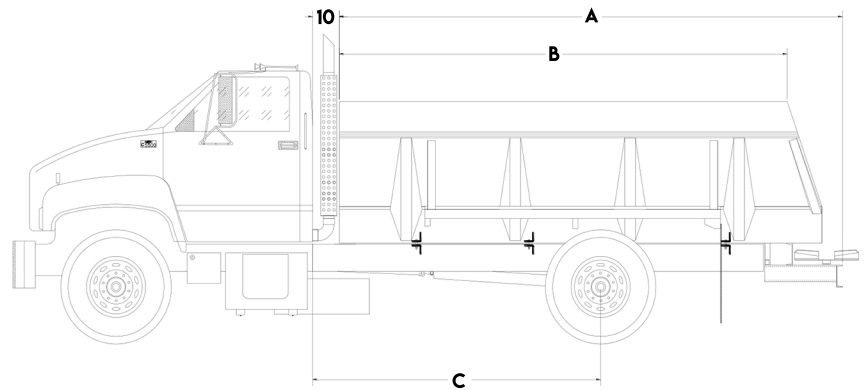
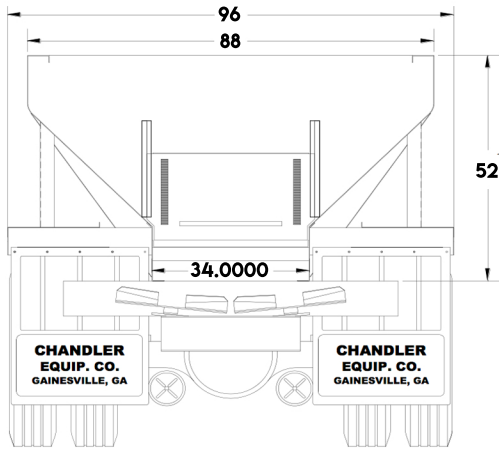
**TRUCK MOUNTED  
SPREADER**

**CHANDLER C/L  
LITTER AND SHAVINGS SPREADER**

**C**handler Equipment Co.  
[WWW.CHANDLEREQUIPMENT.NET](http://WWW.CHANDLEREQUIPMENT.NET)  
1-800-243-3319

# SPREADER SPECIFICATIONS

## TRUCK SPREADER



**A. Overall Length:**  
(Overall length shown is with 24" spinners)

12' 14' 16' 18' 20' 22' 24' 26'  
168" 192" 216" 240" 264" 288" 312" 336"

**Hopper Capacity: (cubic feet struck level)**

12' 14' 16' 18' 20' 22' 24' 26'

**B. Hopper Length:**

144" 168" 192" 216" 240" 264" 288" 312"

**45 Degree Slope Sides:**

236 275 315 355 394 433 473 512

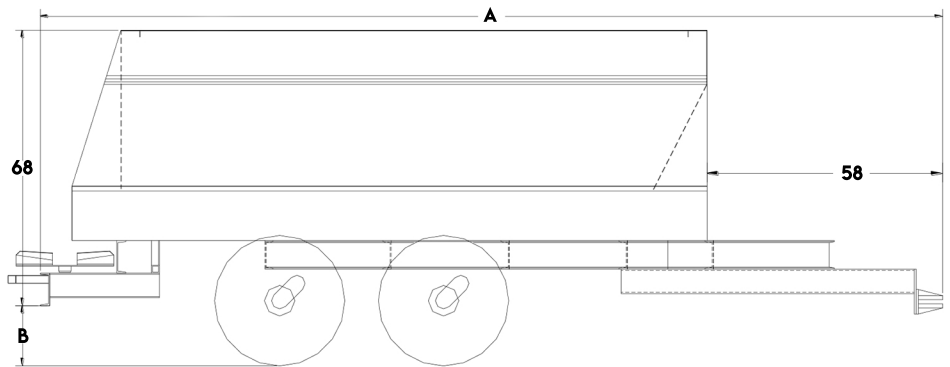
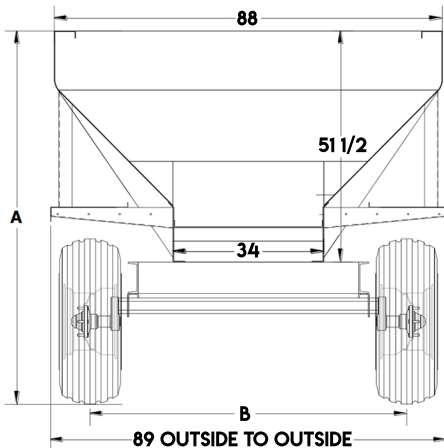
**C. Cab to Center of Axle**

84" 108" 120" 138" 148" 168" 180" 208"

**52 Degree Slope Sides:**

213 250 285 320 356 392 427 463

## PULL TYPE SPREADER



Tire Size	Overall Height "A"	Track "B"
12.5L x 15	82 3/4"	72"
14L x 16.1	85 1/2"	72"
16.5L x 16.1	86 3/4"	78"
19L x 16.1	87 3/4"	79"
21.5L x 16.1	89 3/4"	79"

**Hopper Capacity: (cubic feet struck level)**

12' 14' 16' 18' 20' 22' 24' 26'

**45 Degree Slope Sides:**

236 275 315 355 394 433 473 512

**52 Degree Slope Sides:**

213 250 285 320 356 392 427 463

# STANDARD FEATURES:

- Hopper Construction: Rails & Floor - 3/16" Plate Sides & Ends - 10 Ga. Mild Steel
- Power Source: Truck PTO with 50:1 worm gear drive with 2" cross shaft (standard)
- Conveyor: 34" wide bar type pintle chain with 3/8" thick bars on 11" centers
- Spinners: Twin 24" disc, 1/4" thick plate with four 9" blades on each  
(optional 30" spinners on hydraulic units)
- Lengths from: 10' to 26' available
- 10' – 16' Units – Standard Axles & Tires - 12.5L x 15 Tires – 6500 # rating each
- 18' – 26' Units – Standard Axles and Tires – 16.5L x 16.1 – 10,000 # rating each

## FEATURES



30" Spinners



Hydraulic Gate

## OPTIONAL FEATURES

### Hopper Construction:

- 304 Stainless Steel Hopper
- 304 Stainless Steel Frame Rails & Floor
- 40" Wide Floor (shaving only except when using triple row chain option)
- UHMW Floor Liner with 409 Stainless Steel Floor
- Inverted "V" (for lime applications - hold weight off conveyor chain)
- Extra Heavy Duty Hopper
- 1/4" Rails and Floor
- 7 Ga. Sides and Ends
- Bolt – On Spinner Assembly
- Extension Brackets and Boards
- 52 Degree Slope Sides

### Hydraulic Options:

- Self Contained Hydraulic System Tandem Pump (mounted on spreader with PTO to tractor)
- Hydraulic Spinners – Plug to Tractor
- Hydraulic Gate – Plug to Tractor
- Electric Switch on Conveyor
- Heavy Duty Spinner Motors

### Spinner Options:

- 30" Spinners with 4 - 11", 1/4" Thick Blades (hydraulic model ONLY)
- Heat Treated Spinner blades

### Chain Options:

- Heavy Duty Chain – D667xc with 1/2" thick bars
- Triple Row Chain
- Close Spacing on Bars (4 1/2" or 2 1/4")



**FLOATER  
CONSTRUCTION  
HYDRAULIC GATE**

**WALKING BEAM  
SUSPENSION  
FLOATATION  
TIRES**



# **CHANDLER C/L**

## **FERTILIZER AND SHAVINGS SPREADERS**

**AUTHORIZED DEALER:**

**CHANDLER EQUIPMENT**

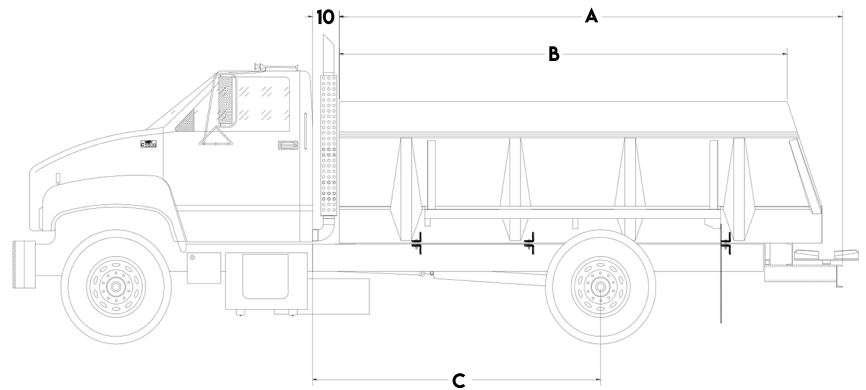
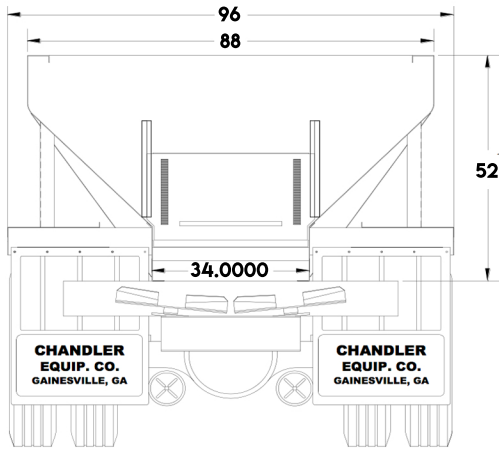
**1111 E RIDGE ROAD,  
GAINESVILLE, GA 30501**

**1-800-243-3319**

**[WWW.CHANDLEREQUIPMENT.NET](http://WWW.CHANDLEREQUIPMENT.NET)**

# SPREADER SPECIFICATIONS

## TRUCK SPREADER



**A. Overall Length:**  
(Overall length shown is with 24" spinners)

12' 14' 16' 18' 20' 22' 24' 26'  
168" 192" 216" 240" 264" 288" 312" 336"

**Hopper Capacity: (cubic feet struck level)**

12' 14' 16' 18' 20' 22' 24' 26'

**B. Hopper Length:**

144" 168" 192" 216" 240" 264" 288" 312"

**45 Degree Slope Sides:**

236 275 315 355 394 433 473 512

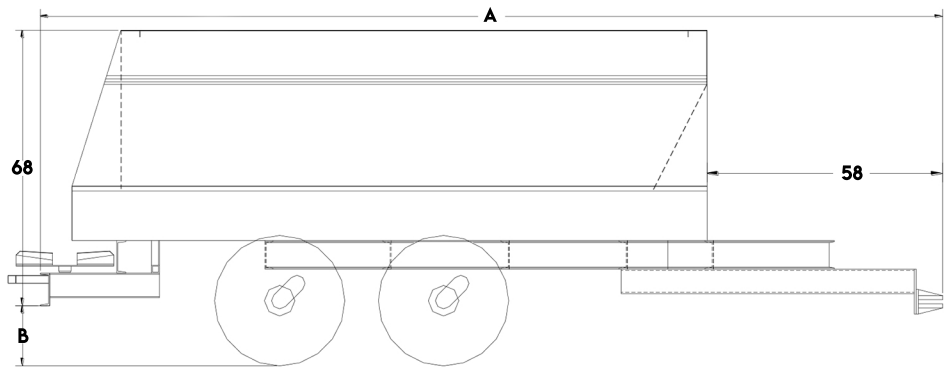
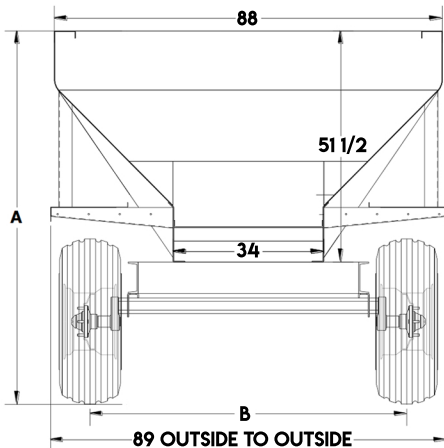
**C. Cab to Center of Axle**

84" 108" 120" 138" 148" 168" 180" 208"

**52 Degree Slope Sides:**

213 250 285 320 356 392 427 463

## PULL TYPE SPREADER



Tire Size	Overall Height "A"	Track "B"
12.5L x 15	82 3/4"	72"
14L x 16.1	85 1/2"	72"
16.5L x 16.1	86 3/4"	78"
19L x 16.1	87 3/4"	79"
21.5L x 16.1	89 3/4"	79"

**Hopper Capacity: (cubic feet struck level)**

12' 14' 16' 18' 20' 22' 24' 26'

**45 Degree Slope Sides:**

236 275 315 355 394 433 473 512

**52 Degree Slope Sides:**

213 250 285 320 356 392 427 463

# STANDARD FEATURES:

- Hopper Construction: Rails & Floor - 3/16" Plate Sides & Ends - 10 Ga. Mild Steel
- Power Source: Truck PTO with 50:1 worm gear drive with 2" cross shaft (standard)
- Conveyor: 34" wide bar type pintle chain with 3/8" thick bars on 11" centers
- Spinners: Twin 24" disc, 1/4" thick plate with four 9" blades on each  
(optional 30" spinners on hydraulic units)
- Lengths from: 10' to 26' available
- 10' – 16' Units – Standard Axles & Tires - 12.5L x 15 Tires – 6500 # rating each
- 18' – 26' Units – Standard Axles and Tires – 16.5L x 16.1 – 10,000 # rating each

## FEATURES



30" Spinners



Hydraulic Gate

## OPTIONAL FEATURES

### Hopper Construction:

- 304 Stainless Steel Hopper
- 304 Stainless Steel Frame Rails & Floor
- 40" Wide Floor (shaving only except when using triple row chain option)
- UHMW Floor Liner with 409 Stainless Steel Floor
- Inverted "V" (for lime applications - hold weight off conveyor chain)
- Extra Heavy Duty Hopper
- 1/4" Rails and Floor
- 7 Ga. Sides and Ends
- Bolt – On Spinner Assembly
- Extension Brackets and Boards
- 52 Degree Slope Sides

### Hydraulic Options:

- Self Contained Hydraulic System Tandem Pump (mounted on spreader with PTO to tractor)
- Hydraulic Spinners – Plug to Tractor
- Hydraulic Gate – Plug to Tractor
- Electric Switch on Conveyor
- Heavy Duty Spinner Motors

### Spinner Options:

- 30" Spinners with 4 - 11", 1/4" Thick Blades (hydraulic model ONLY)
- Heat Treated Spinner blades

### Chain Options:

- Heavy Duty Chain – D667xc with 1/2" thick bars
- Triple Row Chain
- Close Spacing on Bars (4 1/2" or 2 1/4")



**FLOATER  
CONSTRUCTION  
HYDRAULIC GATE**

**WALKING BEAM  
SUSPENSION  
FLOATATION  
TIRES**



# **CHANDLER C/L**

## **FERTILIZER AND SHAVINGS SPREADERS**

**AUTHORIZED DEALER:**

**CHANDLER EQUIPMENT**

**1111 E RIDGE ROAD,  
GAINESVILLE, GA 30501**

**1-800-243-3319**

**[WWW.CHANDLEREQUIPMENT.NET](http://WWW.CHANDLEREQUIPMENT.NET)**